

# GO RHINO!

## PRODUCTS®

### DOMINATOR

#### D2

REV/03-12

### DOMINATOR 2 SERIES SIDESTEPS

ASSEMBLY & INSTALLATION INSTRUCTIONS for PART NO. D24150  
04-08 FORD F-150 SUPER CREW


**Do not attempt to install this product on any vehicle other than the one it is designed for and listed above!**

<u>QTY</u>	<u>PARTS DESCRIPTION</u>	<u>QTY</u>	<u>PARTS DESCRIPTION</u>
48	3/8" FLAT WASHERS	6	FO4 MOUNTING BRACKETS
24	3/8" HEX NUTS	1	D24150P PASSENGER SIDESTEP
24	3/8" x 1 " HEX BOLTS	1	D24150D DRIVER SIDESTEP
24	3/8" LOCK WASHERS		

### INSTALLATION INSTRUCTIONS

**STEP 1.** Read the instructions completely before you begin the installation.

If the vehicle is equipped with factory running boards, remove boards and fasteners.




CENTER AND REAR BRACKET MOUNTING HOLES


FRONT BRACKET MOUNTING HOLES

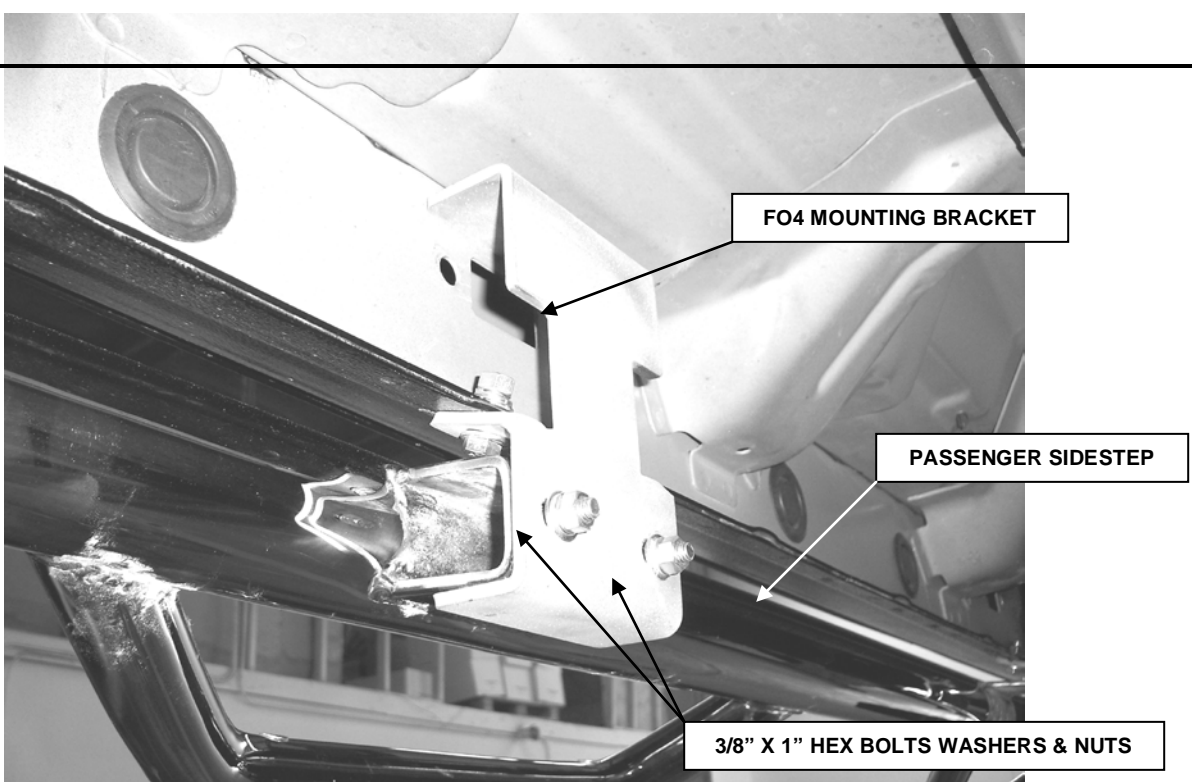
LOWER BODY PINCH MOLD

**STEP 2.** This installation uses three mounting brackets per side. Beginning with the passenger side, locate the six holes in the lower body pinch mold.



**STEP 3.** Loosely attach the flange of the mounting brackets to the bottom of the lower body pinch mold using the 3/8" x 1" hex bolts, washers, and nuts as shown.





**STEP 4.** Position the passenger sidestep up to the mounting brackets and loosely attach it to the brackets using the 3/8" x 1" hex bolts, washers and nuts as shown.



**STEP 5.** Align sidestep with the body, and then tighten all mounting bracket and sidestep nuts and bolts.

**STEP 6.** Repeat the above steps to install the driver side mounting brackets and sidestep.

## Features and Benefits:

### Dominator II (one piece)

- Application specific installation brackets make for faster, easier installation
- Patented step and mounting system allow easier, safer entry and exit
- No drilling required on most models and body lift kit compatible
- Cab length
- 2" round bars with aluminum step pads
- Will ship UPS
- Available in black powder coat finish with a limited 5-year warranty
- Polished stainless steel with a limited lifetime warranty
- U.S. Patent No. 6,588,783 - 6,874,801 and other patents pending

Warranty: Go Rhino! Products® warrants its products to be free from defects in materials and workmanship. This limited warranty extends for 5 years/50,000 miles (whichever comes first) for black, 5 years/50,000 miles (whichever comes first) for chrome and a limited lifetime for polished stainless from the date of purchase for parts purchased after April 2004. Warranty claims must be accompanied with original invoice and photos. It is the customer's responsibility to protect the finish with regular applications of a nonabrasive polish that is compatible with the product's finish. This warranty covers the cost of the product only and does not include the cost of removal, installation or shipping. This warranty is void if the product shows signs of alteration, misuse, mishandling, improper care, neglect, improper application, and/or damages improper installation.

This warranty provides a one-time replacement on workmanship if all of the above conditions are met.

Liability: Go Rhino! Products® Grille and Brush Guards are designed to enhance the styling of the vehicle only; they are not intended as collision protection bumpers. Go Rhino! Products'® liability is limited to the repair or replacement of the defective part(s) made by GoRhino! products®. The item(s) will be subjected to inspection by Go Rhino! Products®. Part(s) that in our opinion were damaged by incorrect fitting, neglect or improper use will not be replaced or repaired. Go Rhino! Products® reserves the right to change specifications, terms, conditions and prices of items shown in this catalog without notice.

**Please do not return this product to place of purchase.**

**If you have defective, missing or damaged parts or need assistance, please contact *Go Rhino Products* for fast, friendly customer service at: 1-888-427-4466 or email:**

**[warranty@gorhino.com](mailto:warranty@gorhino.com)**